

12" DEWATERING PUMP WITH FRAME



+971 50 684 5848




info@oraxroots.com



www.oraxroots.com

The suction and discharge connections of 300 x 300 mm, our pumps guarantee a strong flow capacity. You can choose between a closed-type impeller with a mechanical seal for reliable performance or an open-type impeller for specific applications. The priming tank is made from durable materials like mild steel or stainless steel ensuring resilience and longevity.

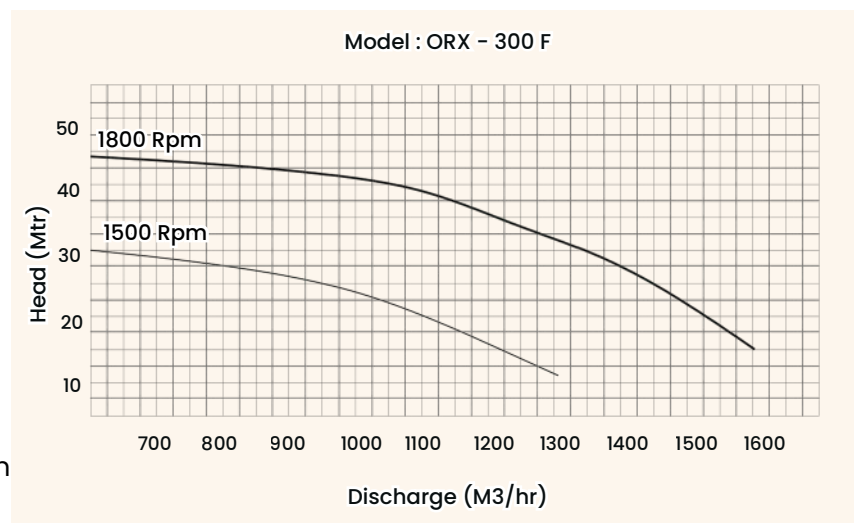


We provide tailored solutions to meet your specific requirements, making sure each pump is perfectly suited for its intended use. By offering a wide range of customization options, we ensure our pumps meet the unique demands of each application, delivering effective and reliable solutions for diverse dewatering needs.

Features & benefits

- Low fuel usage
- Low maintenance costs
- Dry self prime and reprime
- Available in diesel and electric configurations
- Liquids and Solids handling
- Replaceable wear parts
- Custom build available
- IP 65 control panel (water / weatherproof)
- Double Mechanical seal immersed in oil bath for better efficiency & longer durability

Performance Curve



MODEL : ORX 300-F

Technical Data

Pump Specification		Material of Construction	
Brand	Orax Roots	Volute Casing	High Grade cast Iron, SS - 304
Pump Model	ORX 300 F	Pump Shaft	Stainless steel, SS - 304
Vacuum Capacity	70 cfm	Impeller	Stainless Steel, SS - 304, Bronze
Max. Water Flow	1250 m3/hr	Stuffing Box	Stainless Steel, SS - 304
Suction x Discharge	12" x 12" (300 mm x 300 mm)	Priming Tank	Mild Steel
Max. Head	30 mtr.	Fuel tank capacity	24 hours / 180 liters
Max. Suction lift	9 mtr.	Mounting Options Skid, Silent Canopy	
Max. Solid handling	2" / 3"		
Max Operating Temperature	80°C		
Engine Specification		Weight & Dimensions	
Engine	KIRLOSKAR Water cooled Diesel Engine	Weight (kg)	3000
Capacity	133 HP	Dimension (cm)	305 x 106 x 229
Speed	1800 RPM	Capacity in 20 feet container	2
		Capacity in 40 feet container	4
Warranty: Against Manufacturing Defect For 18 Months			
Special Features : Anti corrosive epoxy zinc phosphate base coating and epoxy scratch resistant Anti corrosive ceramic top coat painting for the pump			
24-Hour Non-Stop Continuous Functioning			
24/7 After Sales Support: Available In Middle East & North African Countries			

Applications



**Construction
& Civil**



**Oil & Gas
Chemical**



**Mining
& Quarry**



**Marine
& Offshore**



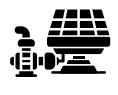
**Industrial
& Municipalities**



**Flood
Control**



**Sewage
& waste water**



**Agriculture
& Irrigation**

Note: Final weight and dimensions will depend on completed specifications. All information in this document is substantially correct at the time of publication and may be altered subsequently. Please contact the factory or office for further details.